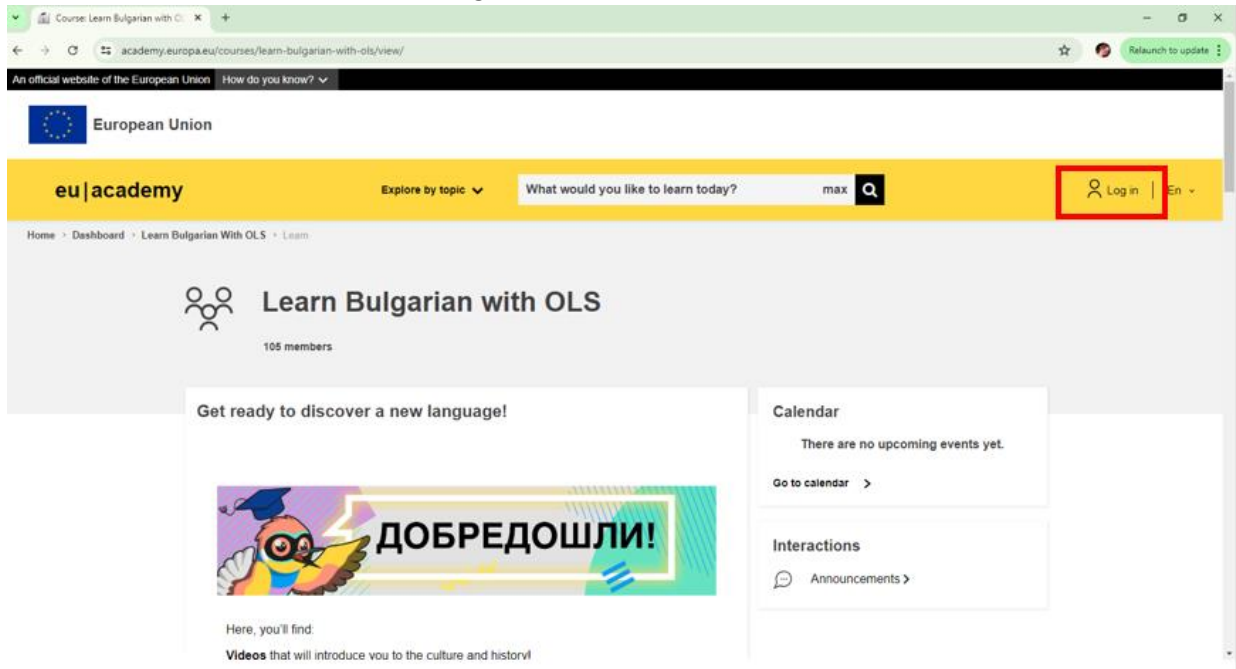


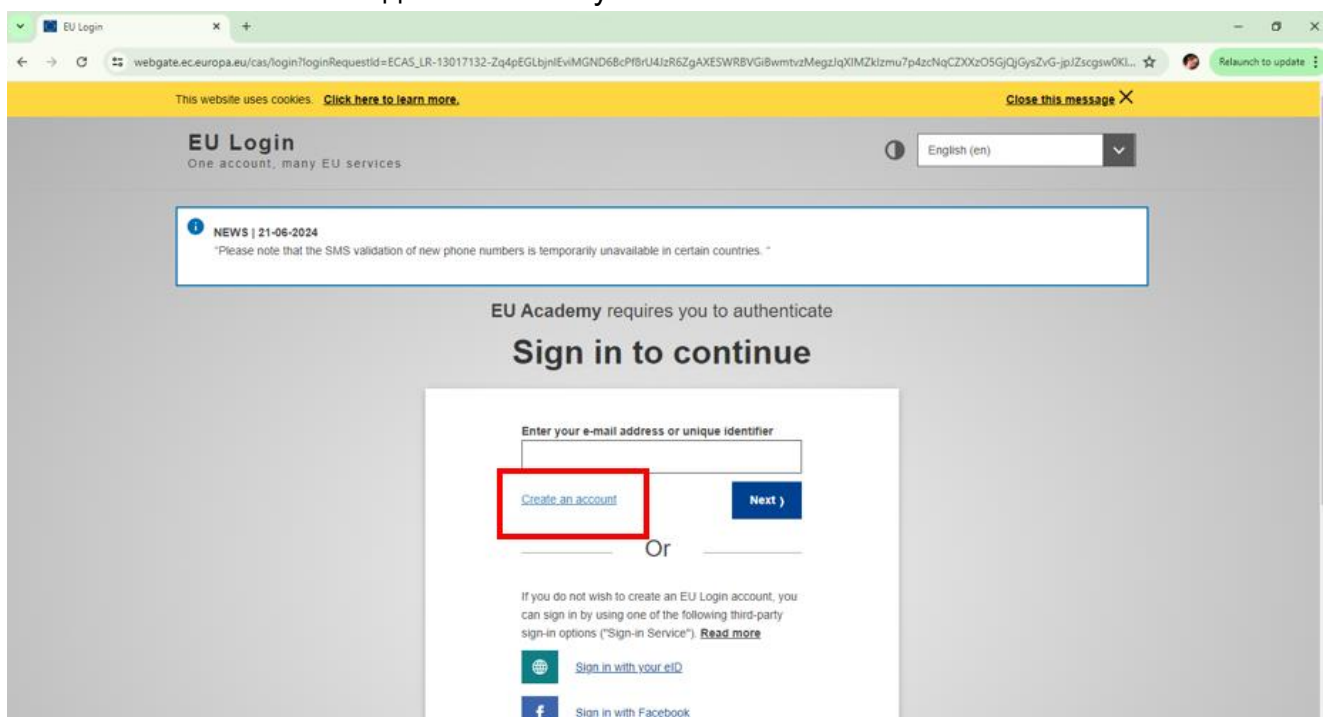
## Инструкции за онлайн езикова подкрепа (OLS) на ШУ

- Как да си създам профил?
  1. Трябва да влезеш в системата на OLS на <https://academy.europa.eu/> и да натиснеш “Log in”



The screenshot shows the homepage of the 'Learn Bulgarian with OLS' course on the EU Academy platform. The browser address bar shows the URL [academy.europa.eu/courses/learn-bulgarian-with-ols/view/](https://academy.europa.eu/courses/learn-bulgarian-with-ols/view/). The page features a yellow header with the 'eu | academy' logo, a search bar, and a 'Log in' button highlighted with a red box. Below the header, the course title 'Learn Bulgarian with OLS' is displayed with 105 members. A central banner with a cartoon character and the text 'ДОБРЕДОШЛИ!' (Welcome!) is visible. To the right, there are sections for 'Calendar' (no upcoming events) and 'Interactions' (announcements).

2. Натисни създаване на акаунт “Create an account”



The screenshot shows the 'EU Login' sign-in page. The browser address bar shows the URL [webgate.ec.europa.eu/cas/login?loginRequestid=ECAS\\_LR-13017132-Zq4pEGLbjniEvmMGND68cP18rU4zR6ZgAXESWRBVGiBwmtvzMegzIqXIMZkzmu7p4zcNqCZXXz05GjGysZvG-jpJZscgsw0Kl...](https://webgate.ec.europa.eu/cas/login?loginRequestid=ECAS_LR-13017132-Zq4pEGLbjniEvmMGND68cP18rU4zR6ZgAXESWRBVGiBwmtvzMegzIqXIMZkzmu7p4zcNqCZXXz05GjGysZvG-jpJZscgsw0Kl...). The page has a yellow header with a cookie notice and a language selector set to 'English (en)'. A news banner is visible. The main heading is 'EU Academy requires you to authenticate Sign in to continue'. Below this is a sign-in form with a text input field for 'Enter your e-mail address or unique identifier'. The 'Create an account' link is highlighted with a red box. There is also a 'Next >' button. Below the form, there are options for signing in with 'eID' and 'Facebook'.

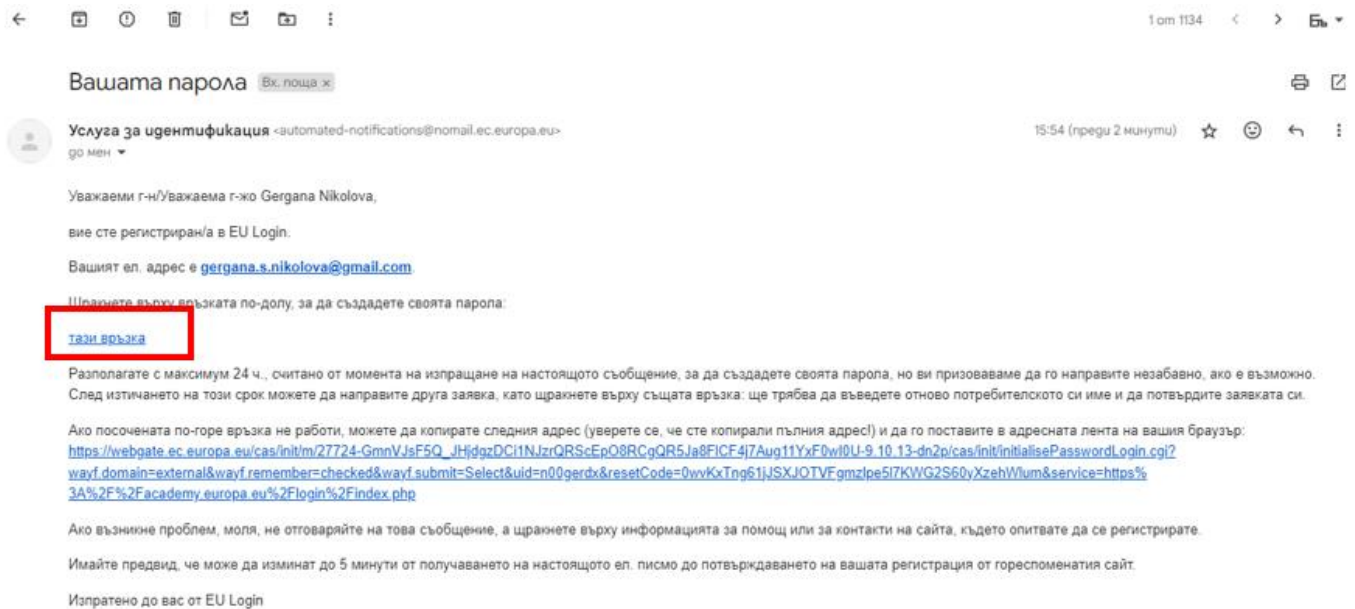
3. Въведи информацията за себе си - име, имейл, и тн., и натисни създаване създаване на акаунт *“Create an account”*

**\*Забележка: езика може да се промени и на български\***

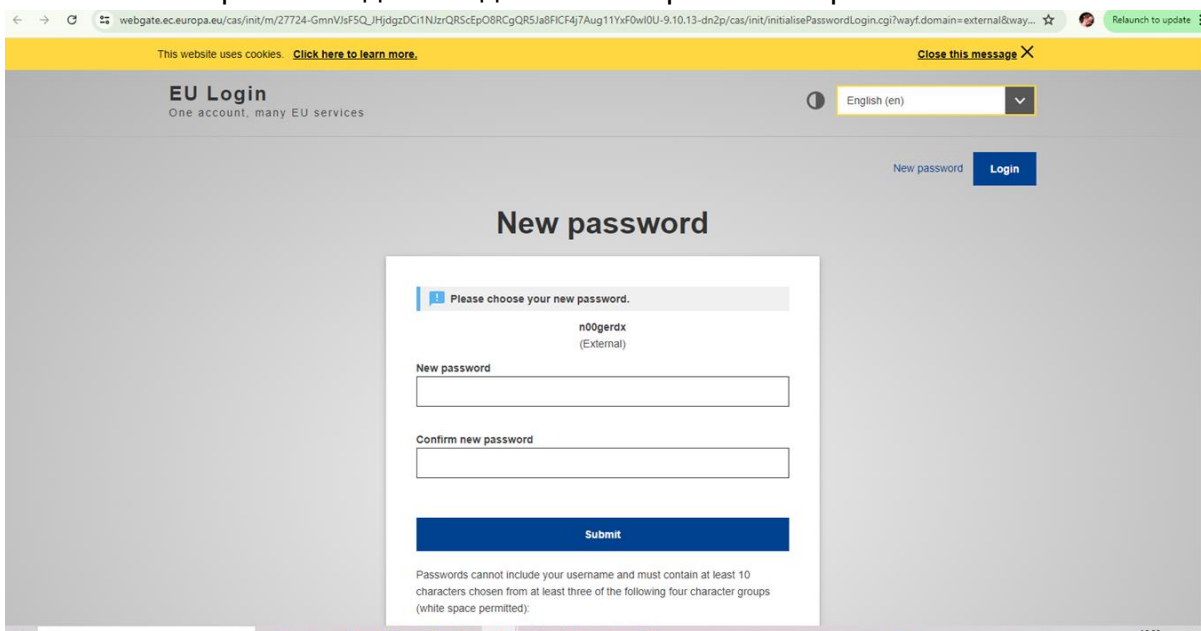
The screenshot shows a web browser window with the URL `webgate.ec.europa.eu/cas/eim/external/register.cgi`. The page title is "Create an account". In the top right corner, there are links for "Create an account" and a "Login" button. The main heading is "Create an account". Below it, there is a form with the following fields: "First name" (with a yellow border), "Last name", "E-mail", "Confirm e-mail", and "E-mail language" (a dropdown menu currently set to "English (en)"). Below the form, there is a checkbox with the text: "By checking this box, you acknowledge that you have read and understood the [privacy statement](#)". At the bottom of the form, there are two buttons: "Create an account" and "Cancel".

4. След като натиснеш *“Create an account”* виждаш това и получаваш имейл за потвърждаване и финализиране на регистрацията, като отвориш *“тази връзка”*

The screenshot shows the EU Login website after the registration process. At the top, there is a yellow banner that says "This website uses cookies. [Click here to learn more.](#)" and a "Close this message" button. Below the banner, the "EU Login" logo is visible with the tagline "One account, many EU services". In the top right corner, there is a language dropdown menu set to "English (en)" and a "Login" button. The main heading is "Create an account". Below it, there is a white box with the text: "Thank you for registering, you will receive an e-mail allowing you to complete the registration process." At the bottom of the page, there is a dark blue footer with links for "About EU Login", "Cookies", "Privacy Statement", and "Help". On the right side of the footer, it says "Powered by European Union" with the European Union flag logo. The footer also contains the text "European Union" and "EU institutions" with external link icons, and a timestamp "9:10:13-dn2p | 1847 ms".



## 5. Ще поиска да въведеш нова парола “New password”



6. След като смениш паролата, може да изпише изтекъл формуляр-презареди страницата и дай една стъпка назад. Тогава ще влезе автоматично в профила ви.

\*Забележка може да поиска отнова да влезете през първоначалния линк от стъпка 1 и 2\*

7. Веднъж влезли за първи път ще иска да му дадете разрешения за някои настройки



Съфинансиран от програма  
„Еразъм+“  
на Европейския съюз



ЦЕНТЪР  
ЗА РАЗВИТИЕ  
НА ЧОВЕШКИТЕ  
РЕСУРСИ

An official website of the European Union How do you know? ▾

eu | academy

Explore by topic ▾

What would you like to learn today?

max 🔍

Gergana Nik... ▾ En ▾

Site Home > Policies And Agreements > Use Of Cookies

## User policies and agreements

Download pdf

### Use of Cookies

Explanation of how cookies are used on the EU Academy platform.

### Disclaimer

### Privacy Statement

To make Commission websites work properly, we sometimes place small data files called cookies on your device.

### Code of Conduct

### Accessibility statement

### What are cookies?

A cookie is a small text file that a website stores on your computer or mobile device when you visit the site.

- **First party cookies** are cookies set by the website you're visiting. Only that website can read them. In addition, a website might potentially use external services, which also set their own cookies, known as **third-party cookies**.
- Persistent cookies are cookies saved on your computer and that are not deleted automatically when you quit your browser, unlike a session cookie, which is deleted when you quit your browser.

Every time you visit the Commission's websites, you will be prompted to **accept or refuse cookies**.

The purpose is to enable the site to remember your preferences (such as user name, language, etc.) for a certain period of time.

I agree to the all terms >

Be aware though that you may also lose some saved information (e.g. saved login details, site preferences).

### Managing site-specific cookies

For more detailed control over site-specific cookies, check the privacy and cookie settings in your preferred browser

### Blocking cookies

You can set most modern browsers to prevent any cookies being placed on your device, but you may then have to manually adjust some preferences every time you visit a site/page. And some services and functionalities may not work properly at all (e.g. profile logging-in).

### Managing our analytics cookies

You can manage your preferences concerning cookies from Europa Analytics on the dedicated Europa Analytics page.

[Back to top](#)

Agree and continue >

(c) 2024, eu | academy

Follow us: [Twitter](#) [LinkedIn](#) [Facebook](#)

[Help Centre](#) [Privacy Notice](#) [Accessibility Statement](#)

## 8. Автоматично след съгласието ви зарежда началната страница

academy.europa.eu/courses/learn-bulgarian-with-ols/view/

European Union

eu | academy

Explore by topic ▾ What would you like to learn today? max 🔍

Home > Dashboard > Learn Bulgarian With OLS > Learn

Learn Bulgarian with OLS

105 members

Get ready to discover a new language!

Here, you'll find:

**Videos** that will introduce you to the culture and history!

**Calendar**

There are no upcoming events yet.

[Go to calendar >](#)

**Interactions**

[Announcements >](#)

9. В търсачката изписвате езика, за който желаете да си генерирате ниво. Излиза ви падащо меню и избирате Placement test.

Пр; English Placement Test

eu|academy Explore by topic english

Suggested courses and events:

- English for logistics
- English for construction
- English for agriculture
- English for services
- English for tourism
- English for catering
- Lesson 0 English
- English Placement Test**
- English for mechanics and electromechanics
- English for computer science

Suggested tags:

- english
- english language
- learning english

10. За да ви зареди теста натиснете “Enrol”

eu|academy Explore by topic What would you like to learn today? max

English Placement Test

Less than an hour Novice

**Assessment details**

Knowing your language level is a great starting point to reach your learning goals faster! Take a few minutes to complete the placement test below and let us recommend the course that suits you best.

**Target audience**

Erasmus+ European Solidarity Corps

**Offered by**

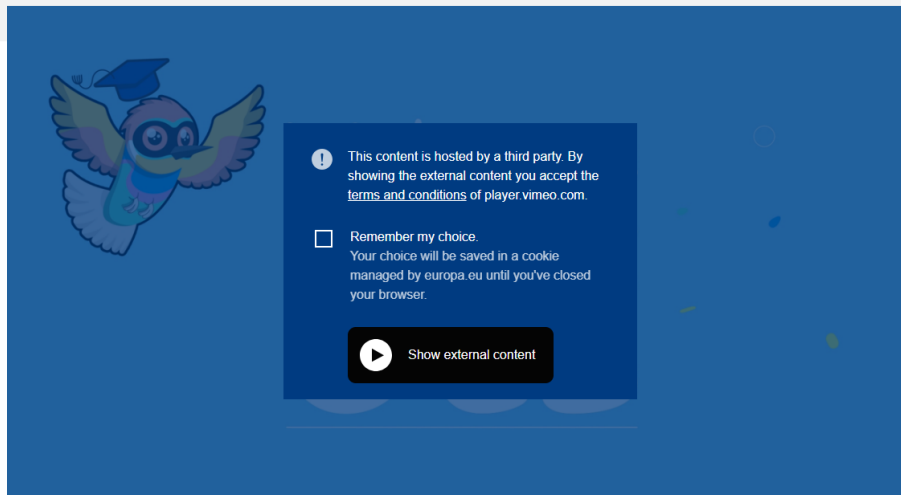
This content is offered by the European Commission. The European Commission is the European Union's politically independent executive arm. It is alone responsible for drawing up proposals for new European legislation, and it implements the decisions of the European Parliament and the Council of the European Union.

**Enrol**

Ще ви изпише информация за теста и като натиснете “Attempt quiz now”, ще стартира теста.

Start Your English Placement Test Now!

To do: Receive a grade



- The placement test assesses your overall language level.
- The goal of the test is to suggest OLS learning content that is right for your level.
- The test consists of **31 questions** and takes between **10 - 30 minutes** depending on your level.
- During the placement test, you can end the test at any time and your results will be taken into account.
- To end the test, simply click the **"Finish attempt"** button.

After the assessment, you will be assigned a course based on your performance. If you reach a level of C1 or C2, OLS offers you the opportunity to review your language knowledge. Use the language community's search engine you wish to learn to access all of its content.

Grading method: Highest grade

Attempt quiz now

\*Забележка: Можете да го прекъсвате по всяко време, но няма да ви изпише ниво докато не финализирате теста. Също така можете да го решите повече от веднъж\*

\*Сертификата ви се генерира в pdf формат\*

Версия юни 2024 г.